


TERAFLEX

INSTALLATION GUIDE

Installation Guide for the YJ BellyUp Skidplate Kit Part #004648400(BUY)



** Spring punches not included in kit. Available from TeraFlex

Think safety first when installing this kit. The installation of this kit will require use of the TeraFlex 231SS (Part #004444401) or equivalent.

Component list

Please check the components in your kit prior to beginning installation. Each kit should include:

- | | |
|------------------------|-----------------------------------|
| 1- Belly Up Skid Plate | 6- 1/2" x 1/5" Buttonhead bolts |
| 2- Engine Mount Nuts | 2- 3/8" washer |
| 2- 1/2" lock washer | 2- 10mm x 55mm bolt |
| 2- Motor Mount Spacers | 6- 1/2-inch transfer case spacers |

Warning:

This product is not inclusive in and of itself.

DO NOT attempt to install this product unless you have or will have modified the following components:

- a. transfer case slip yoke eliminator kit with constant velocity (CV) type rear drive shaft.***
- b. body lift - One-inch for 2.5L engines and six-cylinder YJs with automatic transmissions. Two-inch for six-cylinder YJs with manual transmissions.***
- c. This kit may require longer, "anti-spring-wrap" type punches which will require welding on the axle tube. You must remove your old punches and replace them.***

This product does and will effect drive shaft angle and may cause drive shaft vibration.

TeraFlex, Inc.
5680 W Dannon Way
West Jordan, UT 84081
Phone/801.288.2585
Fax/801.713.2313
www.teraflex.com

Installation considerations

Exhaust alignment - Check exhaust alignment and adjust as necessary.

Driveshaft clearance - We recommend allowing at least one inch of clearance for the driveshaft.

Check driveshaft length - If a longer driveshaft is required, Tera offers one inch longer yokes for use with TeraLow driveshafts. Please contact the manufacturer of your driveshaft for longer yokes to fit your application if you don't already have one.

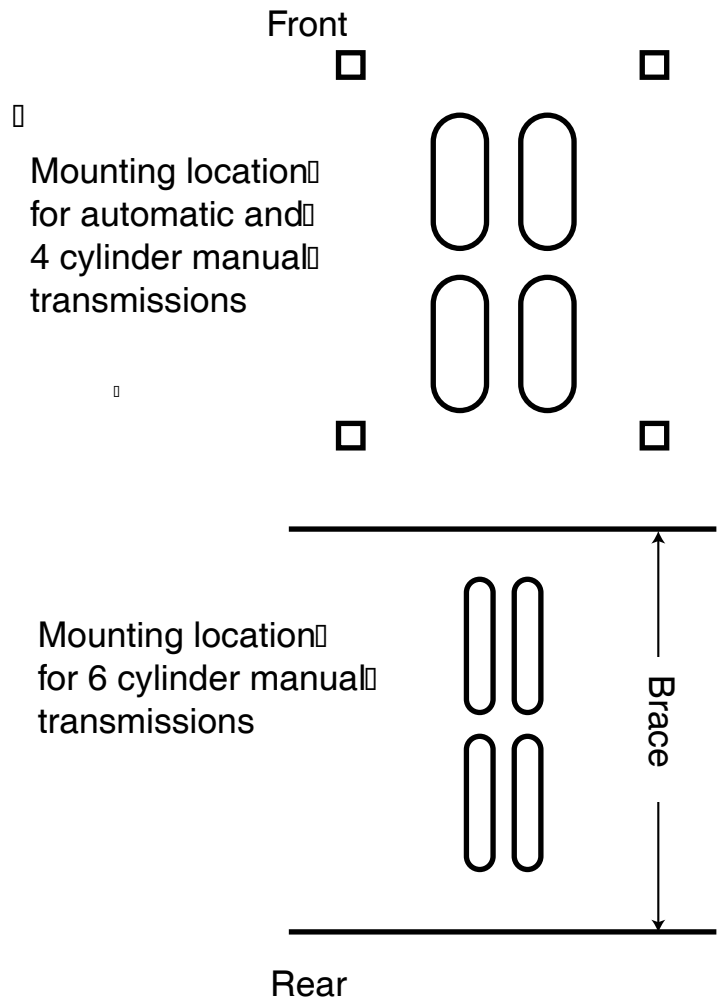

Shift Linkage Adjustment - Check the shifting linkage and adjust if needed.

Body Lift - Automatics and four cylinder manuals will need at least a one-inch body lift. Six cylinder manuals will require a two-inch body lift.

Drive shaft vibrations - If drive shaft vibrations occur, adjust axle pinion angle for proper drive shaft angles, and/or shim down the skid plate.

Spring purchases - Spring purchases may be needed to correct pinion angles and must be welded in place. TeraFlex offers longer spring purchases for this purpose (Part #004959300).

Motor mount spacers - When installing the motor mount spacers, it will be necessary to redrill the hole to accommodate the special nut used on this kit. A 1/2-inch drill bit will be adequate, but a 9/16-inch bit would make installation easier.



TERAFLEX **PRODUCT INFORMATION**

MAINTENANCE INFORMATION:

It is the buyer's responsibility to have all suspension, drivetrain, steering, and other components checked for proper tightness and torque after the first 100 miles and every 3000 miles after that.

NOTICE TO INSTALLER:

The enclosed "Warning to Driver" sticker must be installed in the vehicle in driver's view. This sticker is to act as a constant safety reminder when operating the vehicle. It is your responsibility as the equipment installer to install the provided sticker and to forward the product instructions to the vehicle's owner for review. If a "Warning to Driver" sticker or product installation guide were not included in the kit, FREE replacement stickers and instructions are available by request. It is the installer's duty to ensure a safe and controllable vehicle after the modifications have been performed.

WARNING:

Neither the seller nor the manufacturer will be liable for any loss, damage, or injury directly or indirectly arising from the use of or inability to determine the use of these products. Before using, the user shall determine the suitability of the products for its intended use, and the user shall assume all responsibility and risk in connection therewith.

WARNING TO DRIVER:

This vehicle has been modified to enhance off road performance and has unique handling characteristics. Use in harsh environments can cause extreme stress on the components. Vehicle should be inspected after being off road to make sure that all the components are in working order and safe to travel on the highway. All fasteners should be checked so that they are at the correct torque specifications as the vibration and stresses from off roading may cause critical fasteners to work loose. Extra care should be taken to inspect the critical components, steering, and brake systems. During each oil change components such as arms, tie rod ends, etc should be greased and checked for excessive wear. Any worn components should be replaced. When returning to the pavement always set or restore tire air pressure to the factory recommendation and connect or engage any disabled sway bar mechanisms. Because of the higher center of gravity and larger tires, this vehicle handles and reacts differently than many passenger cars, both on and off road. You must drive it safely! Extreme care should be taken to prevent vehicle rollover or loss of control, which can result in serious injury or death. Avoid sudden sharp turns or abrupt maneuvers. Generally, braking performance and capabilities are decreased when significantly larger/heavier tires are used, especially when used in combination with transfer case low-range reduction kits. Take this into consideration while driving. Do not add, alter or fabricate any factory or aftermarket parts to increase vehicle height over the intended height of the TeraFlex product purchased. Mixing component brand is not recommended. TeraFlex Inc. will not be responsible for any altered product or any improper installation or use of our products. We will be happy to answer any questions concerning the design, function, and correct use of our products. It is ultimately the buyer's responsibility to have all bolts/nuts checked for tightness after the first 100 miles and then every 3000 miles. Wheel alignment, steering system, suspension and drive line systems must be inspected by a qualified professional mechanic at least every 3000 miles.

TERAFLEX PRODUCT WARRANTY:

Tera Manufacturing warrants TeraFlex Suspension products to the original retail purchaser to be free of defects in material and workmanship for as long as the original purchaser owns the vehicle on which products were originally installed.

Failure to complete regular maintenance (grease every 3000 miles) on TeraFlex FlexArms will void this warranty. All other conditions of the standard TeraFlex product warranty apply.

All TeraLow products are covered by TeraFlex's two (2) year warranty to be free of defects in material and workmanship for two years from date purchased.

Tera axles are covered by a 12-month warranty to be free of defects in materials and workmanship.

This warranty does not cover or include product finish, improperly installed or applied products, improperly maintained products, products or components used for racing or competition or damage due to abuse or neglect, products that fail due to the use of larger tire and wheel combinations.

All returns must be accompanied by an original invoice. It is the customer's responsibility to remove the product from the vehicle. Shipping charges are the responsibility of the customer. Tera Manufacturing will pay the return freight if the product meets the terms of warranty.

This warranty is for the replacement or repair of defective TeraFlex products only and does not include freight charges, labor charges for removal of or installation of TeraFlex or related products or components, costs incurred due to down time of the vehicle, or lost profits due to vehicle down time.

A returned goods authorization number (RGA#) must accompany any returned products. For more information please contact a TeraFlex customer service representative.

COPYRIGHT

©Copyright 2008. All rights reserved, TeraFlex Inc. Reproduction of this catalog and/or any of its contents without written permission is strictly prohibited.

TeraFlex® is a registered trademark of TeraFlex Inc. All trade names and logos including but not limited to TeraFlex, FlexArms, RockGuard, Monster, and LCG are protected by law and duplication of trade names and/or logos are strictly prohibited.

TeraFlex Inc. reserves the right to update, discontinue, redesign, modify finish, part number or component build parts if deemed necessary without written notice. TeraFlex Inc., and any associated dealers are not responsible for misprints or typographical errors that may have inadvertently been made within this instruction sheet.

Jeep® and the Jeep® grill are registered trademarks of Chrysler LLC, and have no affiliation with TeraFlex Inc.

TeraFlex, Inc. 5241 South Commerce Dr. Murray, Utah 84107
Phone/801.288.2585 Fax/801.713.2313 www.teraflex.biz